

ROCKY MOUNTAIN BEAD SOCIETY

LEARN | SHARE | CREATE | ENJOY

VOL 2025, ISSUE 11

2025 PROGRAMS SCHEDULE

DEC 6 – Holiday Luncheon

2026 PROGRAMS SCHEDULE

(Meeting Activities Subject to Change)

JAN – NO MEETING!

JAN 24 - Polymer Clay SIG

FEB 7 - Bead In; Workshop with Rita Caldwell

FEB 28 - Polymer Clay SIG

MAR 7 – TBD

MAR 28 - Polymer Clay SIG

APR 11 – Bead In; Playdate: Photo Tips and Tricks with Bertha

APR 25 - Polymer Clay SIG

MAY 2 - 1st Mini Challenge

MAY 23 - Polymer Clay SIG

JUN 5, 6 and 7 - SAMPLER!

JUN 27 - Polymer Clay SIG

JUL 11 – De-Stash

AUG 1 - 2nd Mini Challenge

SEP 12 - TBD

SEP 26 - Polymer Clay SIG

OCT 3 - TBD

OCT 17 – Trunk Show

OCT 24 – Polymer Clay SIG

NOV 7 - 3rd Mini Challenge, 2026 UFO Challenge

NOV 28 – Polymer Clay SIG

DEC 5 - Holiday Luncheon

**OUR NEXT MEETING IS
THE HOLIDAY LUNCHEON!
SATURDAY, DECEMBER 6, 2025
11:00 A.M.-3:00 P.M**

HOLIDAY LUNCHEON (12/6)

Did you register to attend the holiday luncheon? If so, join us on Saturday, December 6, to celebrate the upcoming holiday season. Lunch will be barbecue and the party will include a silent auction and some fun and games! You have to be registered to attend the luncheon and registration has closed. Doors will open at 11:00 a.m. for some socialization prior to lunch, with lunch starting at noon.

RMBS will once again be donating jewelry to nonprofits that help women get employed after being in a shelter. Charities in prior years have included the Gateway Shelter and Family Tree, among others. Please keep in mind that many of the potential recipients are younger (late teens to late twenties). We ask that members donate new handmade jewelry. Jewelry sets such as earrings/bracelet, earrings/necklace and/or any combination are ideal but a single piece is fine as well. Please no costume or used jewelry. Don't forget to bring your donations to the holiday luncheon. Thank you to Rita Caldwell and Denise Leck for volunteering to oversee our donations this year.

We will have a new and fun activity for everyone to participate in and help raise funds for the RMBS – a Silent Auction. Kathleen Sloan has collected items donated by members for the auction and members will be able to place bids on those items during the luncheon. The auction will only happen in person at the Holiday Luncheon. Remember that this is the first time to try a silent auction and it is an experiment. If you've made a donation for the auction, be prepared for, and don't be sad or offended, if your donation gets no bids. Guidelines for the silent auction are:

- The donor will set a minimum bid that they would be comfortable having the item go for if it only gets one bid.

- A donor can set a “Buy It Now” price on their donation. Anyone will be allowed to jump the bid to that “Buy It Now” price at any time and the item will sell to that member for the “Buy It Now” price.
- There are no limitations on the value/minimum bid of an item. For example, if your donation is worth \$10 and you set a minimum bid of \$5 on it, that’s fine.
- There will be a bid sheet for each item. We will announce at the Luncheon when the bidding will start and close, and the highest bid will win!
- Bids should be in increments of \$1 or more.
- Any RMBS member can donate an item, but you can only bid if you are at the Luncheon.
- Donations do not have to be bead or polymer clay related, though that would be welcome. Many of our members do other arts and crafts, or have skills such as making fabulous baked goods. (We have it on good authority that there will a knitted emotional support chicken donated!)
- You can donate an art, bead or jewelry piece you own that was made by another artist
- All items are “as is” with no guarantees or warranties.
- If an item receives no bids, the donor can donate it to RMBS for future fundraising purposes, or take it back after the Luncheon.
- We will accept cash, checks and credit cards (via Square) in payment for any silent auction items won. All proceeds will benefit the RMBS.

Finally, we will be saying farewell to Clare as president of the RMBS and welcoming Diane Roybal as the new president. The Holiday Luncheon will be Clare’s last official act as president, with Diane assuming all presidential duties in 2026!

POLYMER CLAY SIG

The last PCSIG meeting for 2025 was held on Saturday, November 22. Meetings will resume again in January 2026!

SHOWCASE DISPLAY AT LOWRY CONFERENCE CENTER

Have you checked out the showcase display at the Lowry Conference Center? Clare Pramuk and Bertha Adamson worked with Helen Littlejohn to update the display and include new signage. **There is room for more members to share their work in the showcase.** Items can be any medium and can be for sale or display only. **If you have a piece or pieces you’d like to display, please bring to one of our meetings.**

2026 PROGRAMS SCHEDULE

Tracy D’Angelo Knight has started planning for the 2026 meeting and workshops programs. If you have any suggestions for topics, playdates, workshops or instructors that you might like to see in 2026, please reach out to Tracy at programs@rockybeads.org.

You’ll want to save the date for the February meeting when our own Rita Caldwell will be teaching a class on how to incorporate bugle beads into your beadwork. More information regarding Rita’s class can be found under “Workshops” at the end of this newsletter. An announcement will be made at the Holiday Luncheon for when registration will open.

In addition, Bertha Adamson will be teaching a playdate at our April meeting on tips and tricks for successfully photographing your handcrafted items.

Returning events for 2026 include the UFO Challenge (throughout 2026), the Sampler (June 5, 6 and 7), the De-Stash (July 11) and the Trunk Show (October 17). If you think you have a project or technique you would like to teach to other members at the Sampler, start pulling together information now. A call for instructors will be issued in mid February!



2026 CHALLENGES

For 2026, we will have our third annual UFO Challenge. Do you have class projects, kits, components, beads . . . , that you've started or purchased prior to January 1, 2026? Now is the time to finish those projects! For each piece that you complete after January 1, your name will be entered into the random drawing for prizes to be given at our November 2026 meeting.

We will also be having three mini-challenges in 2026. The theme for the first challenge will be announced at our February meeting with the pieces to be presented at our May meeting; in May for the pieces to be presented at our August meeting; and in August for the pieces to be presented at the November meeting. Any piece submitted for a mini-challenge must be completed between the announcement of the theme and the meeting when the pieces are presented for voting by members. If we continue to have good participation in the mini-challenges, prizes will be awarded to the three pieces receiving the most votes from members.

2026 SAMPLER

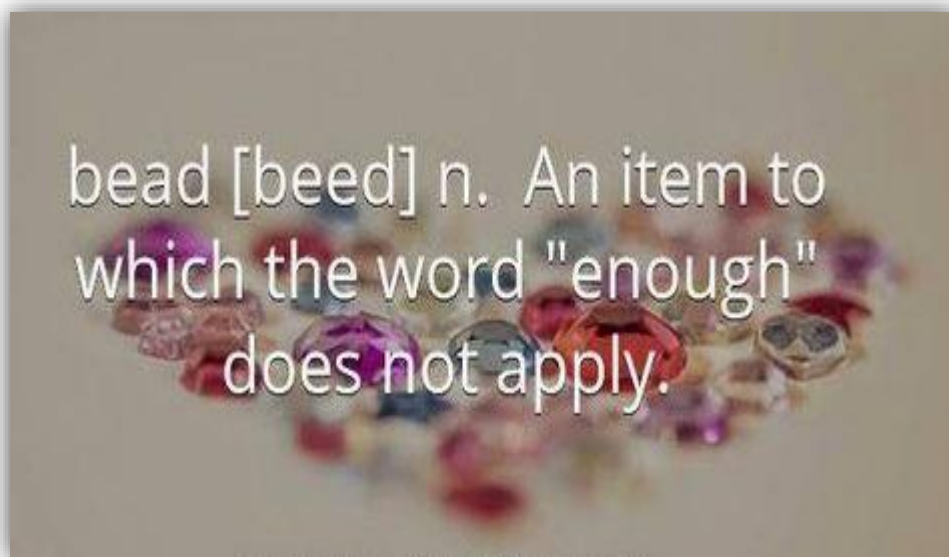
Do you have a project or technique that you would like to teach to other members? The Sampler will be June 5, 6 and 7, with up to four classes per session, so put your thinking caps on so that you will be ready to submit your application as an instructor when the call for instructors opens in March.

KING SOOPERS COMMUNITY REWARDS

RMBS receives donations quarterly through the King Soopers Community Rewards program based upon amounts spent at King Soopers by registered participants – you don't have to do anything other than sign up! If you haven't signed up, instructions are here: <https://rockybeads.org/wp-content/uploads/2020/09/FREE-MONEY-FOR-RMBS-1.pdf>.

HOW TO CONTACT 2026 BOARD MEMBERS, OFFICERS, COMMITTEE CHAIRS AND OTHER


If you need to reach out to a board member, officer or committee chair with any questions or additional information, please go to our website: www.rockybeads.org. You will need to login to your account and then click on "About Us" and "Board Members" for email contacts.




CELESTIAL! (MINI-CHALLENGE)



by Diane Roybal



by Helen Littlejohn



by Tracy D'Angelo



by Kathleen Sloan



by Karen Goldman



by Cynthia Pasquale



by Clare Pramuk



by Jody Charmatz



by Karalee Loveland



by Kristina Amato



by Helen Littlejohn



by Sue Urbanek

And the winners are

Sandy Brock, Betty Stackpole and Deb Edell



by Sandy Brock



by Deb Edell



by Betty Stackpole

WORKSHOPS

Saturday, February 7, 2026

10:30 a.m. – 4:30 p.m.

Instructor: Rita Caldwell

Bugle Bead Embroidered Pendant

Have you been wondering what to do with all those bugle beads in your stash? This necklace/pendant was designed to give you an idea of different ways to use them. You can decide between a moon face or dragonfly glass button and silver or bronze filagree. Rita will also bring a few finished pieces of other designs to class to give you some ideas.



This project is suitable for all skill levels but some knowledge of peyote stitch is helpful.

Registrants will need to bring: Size 12 beading needles, 6 lb. Fireline black/smoke (please don't bring anything else), E-6000 glue, gel pen, beading surface and scissors.

Member Class Fee: \$15

Non-Member Class Fee: \$25

Kit Fee: \$85

Registration is required.

Registration dates for this Workshop will be announced at the Holiday Luncheon.

This workshop will be held in person at the Lowry Conference Center.

