



**VOL 2025, ISSUE 8**

### **2025 PROGRAMS SCHEDULE**

SEP 6 – Bead In; Polymer Clay Workshop with Tammi Williams (afternoon)  
SEP 27 – PCSIG  
OCT 4 – Bead In  
OCT 11 – Polymer Clay Workshop with Randee Ketzell  
OCT 18 – RMBS Trunk Show  
OCT 19 – Bead Embroidery Workshop with Nikia Angel  
OCT 25 – Polymer Clay Meet-Up  
NOV 1 – 2025 Challenge 3, Bead In  
NOV 22 – PCSIG  
DEC 6 – Holiday Luncheon

**OUR NEXT MEETING IS  
SATURDAY, SEPTEMBER 6, 2025  
9:00 A.M.-NOON**

**Election of officers will be held at our November meeting. If you have an interest in holding an office with the RMBS, please reach out to Clare Pramuk as soon as possible at [president@rockybeads.org](mailto:president@rockybeads.org) or see her at the beginning of the meeting.**

### **SEPTEMBER MEETING (9/6) – BEAD IN, POLYMER CLAY WORKSHOP WITH TAMMI WILLIAMS**

We will have a brief meeting on September 6, 2025, starting at 9:00 a.m. followed by a bead-in and a workshop in the afternoon with Tammi Williams.

If you were lucky enough to take Tammi Williams' Kitty Cat Ornament class at the Sampler, Tammi will be teaching an "owl" ornament



class from 1:00-4:30 p.m. following the regular meeting. These owl ornaments are about 2" in diameter. If you are nervous about polymer clay because you think it's a long process, Tammi does ALL the prep work for you. She has each kit set up with every single piece of clay, pre-cut into correct colors and sizes. You just have to knead them into the right shape and apply. Easy, peasy! This project would be adorable holiday gifts for anyone who loves whimsical owls! Registration for Tammi's class is open and closes on Saturday, August 30. Class fee is \$45 and includes all supplies. More information regarding Tammi's workshop can be found on the Workshops page at the end of this newsletter. Class size is limited so be sure to register soon!

### **WHOLE BEAD SHOW (9/12 AND 9/13)**

The Whole Bead Show will be returning to Denver September 12 and 13 and will be held at the Lowry Conference Center. Hours will be Friday, September 12, from 1:00-6:00 p.m. and Saturday, September 13, from 10:00 a.m.-5:00 p.m. This event is not an RMBS-sponsored event but we will host a table with volunteers to promote the RMBS and membership. Members can sign up to volunteer for shifts at [https://www.signupgenius.com/go/10CoF4DA9AB2FA6F5C70-58047780-whole#/.](https://www.signupgenius.com/go/10CoF4DA9AB2FA6F5C70-58047780-whole#/)

## POLYMER CLAY SIG (9/27)

The Polymer Clay Special Interest Group (SIG) meeting for August was cancelled to give a chance to catch up on planning for this autumn and members to enjoy the last days of summer or focus on the start of the new school year. The next PCSIG meeting will be on Saturday, September 27 from 10:00 a.m. until noon through Zoom. We are working on a special guest for the September meeting, as well as one for the November meeting. If you would like to participate in this or future Zoom meetings held the fourth Saturday of every month, please reach out to Bertha Adamson at [mhpcg@rockybeads.org](mailto:mhpcg@rockybeads.org) to be added to the email list for notices and other information about the Zoom meetings.

## OCTOBER MEETING (10/4) – BEAD IN

We will have a regular meeting on October 4, 2025, starting at 9:00 a.m. followed by a bead-in. This will be the start of a busy month for the RMBS, with events planned for every weekend!

## POLYMER CLAY WORKSHOP – RANDEE KETZEL (10/11)

For anyone excited to learn more about polymer clay, we will have a workshop with Randee Ketzel Saturday, October 11, 2025, on making Faux Cinnabar. Faux Cinnabar is an accessible sculpting technique that can be applied to a variety of colors—and requires very little in the way of supplies. Even newbies produce astounding results. Randee is a polymer clay artist from Austin, Texas, and has co-authored a book with Kim Schlinke titled *Polymer Clay Gemstones: The Art of Deception*. This will be a hybrid session with Randee being present in person and some students participating through Zoom. Registration for Randee's class opened on July 13 for members only through August 1, with registration for both members and non-members closing on August 31. Class fee will be \$50 for members and \$70 for non-members. Registrants will get a supply list to fill on their own or, for those new to polymer and without a clay stuff stash, you can purchase a kit (\$15) that includes consumable supplies and the use of tools at the in-person class. This workshop will be recorded for later viewing.



*Bead embroidered pendant  
made by Clare Pramuk  
using a faux cinnabar  
cabochon*

### DID YOU KNOW?

Cinnabar is a bright red mineral, chemically known as mercuric sulfide (HgS), and it is the principal ore of mercury. Known for its vibrant scarlet color, it has been used for millennia as a potent red pigment, called vermilion, for paints, lacquers, and body decoration. Due to its high mercury content, cinnabar is also highly toxic, a hazard that led to its decline in use and the prohibition of mercury mining in some regions.

Learning how to make faux cinnabar is a fun and good alternative to this toxic mineral!

## RMBS TRUNK SHOW (10/18)

If you enjoyed the De-Stash and all the great finds to be had, you won't want to miss the Trunk Show coming on Saturday, October 18. We are still coordinating vendors, but you'll find some fantastic treasures from Bright Star Gemstones; Rachel's Paint Skins; Crazy Woman Glass; Urban Toadstool; Cassie Krehbiel; A Nudge of Nature; Carrie T Designs; Rock Diggers Gems, Mineral & Jewelry; Nikia Angel; Star Mountain Trading Co.; Sandy Kaunisto Jewelry; and Fine Stones Inc./Perfect Pearl. We will also need members to volunteer to help at the Trunk Show and more information will be available at upcoming meetings. You won't want to miss the Trunk Show!

## NIKIA ANGEL WORKSHOP (10/19)

After vending at the Trunk Show, Nikia has graciously offered to teach a bead embroidery workshop on Sunday, October 19. Participants will have the option to choose between a bracelet or pendant. Registration for Nikia's class has opened and will close on September 16, 2025. Class fee is \$60, kit fee will be \$80 for a pendant or \$95 for a bracelet. Kits are mandatory. Participants can choose a green or purple colorway.



## POLYMER CLAY MEET-UP (10/25)

For October 25, we are working on a Polymer Clay Meet-Up in Denver hosted by Ginger Davis Allman of The Blue Bottle Tree. The Blue Bottle Tree was a donor for the Rocky Mountain Jewelry Arts Raffle. The event will be in-person but several activities will be scheduled during the regular meeting hours and broadcast on Zoom as well. It will be free and open to the public so tell your clayer friends in the area to save the date too! More details are forthcoming but the event will be from 10:00 a.m. until 3:30 p.m. at the Lowry Center. We have a slot open for a member to do a brief demo (15-20 minutes) of something involving polymer or can go with a polymer piece. Contact Bertha at [mhpcg@rockybeads.org](mailto:mhpcg@rockybeads.org) if interested.

## NOVEMBER MEETING (11/1) – UFO CHALLENGE, MINI-CHALLENGE, BEAD IN

Join us on Saturday, November 1, 2025, for a regular meeting starting at 9:00 a.m. It will be a busy meeting as we announce the winners of the 2025 UFO Challenge. Members will need to turn in any eligible pieces for the UFO Challenge at the October meeting or submit photos to [programs@rockybeads.org](mailto:programs@rockybeads.org) on or before October 25, 2025 to be included in the list of participants and pieces finished. The winner will be selected by random using the “spinning wheel.”



As announced at the August meeting, your piece for our third and final mini-challenge of 2025 needs to reflect anything “Celestial.” Think the moon, stars, planets, heavens . . . **All pieces for this Challenge must be finished between August 2 and November 1**, when all entries will be displayed at the meeting and members will vote for their favorite. The winner will receive \$25. As with our other challenges, members can make the piece of their choice using any medium(s). It can be a piece of jewelry, 3D object, box . . . whatever you would like but it must represent the theme of Celestial.

To see photos of the pieces entered in our Animal Kingdom Mini-Challenge, see the Mini-Challenge page later in this newsletter. The winner for this challenge was Karen Goldman.


We are excited about the number of entries we had for this challenge and hope more members will participate in the Celestial challenge.

## HOLIDAY LUNCHEON (12/6)

Planning has started for the holiday luncheon on Saturday, December 6. Thank you to Brenda Pierce and Lisa Keith for volunteering to coordinate catering and other events for the luncheon. More information regarding the luncheon and additional help from volunteers will be forthcoming.

## SHOWCASE DISPLAY AT LOWRY CONFERENCE CENTER

Have you checked out the showcase display at the Lowry Conference Center? A tribute to Kathy Elbinger, a member who passed this summer, has been added as well as work created by the PCSIG and other members. As you come in to the September meeting or the Whole Bead Show, be sure to check out all the new pieces in our display!



## **2026 PROGRAMS SCHEDULE**

Tracy D'Angelo Knight has started planning for the 2026 meeting and workshops program. If you have any suggestions for topics, playdates, workshops or instructors that you might like to see, please reach out to Tracy at [programs@rockybeads.org](mailto:programs@rockybeads.org).

## **KING SOOPERS COMMUNITY REWARDS**

RMBS receives donations quarterly through the King Soopers Community Rewards program based upon amounts spent at King Soopers by registered participants – you don't have to do anything other than sign up! If you haven't signed up, instructions are here: <https://rockybeads.org/wp-content/uploads/2020/09/FREE-MONEY-FOR-RMBS-1.pdf>.

## **HOW TO CONTACT 2025 BOARD MEMBERS, OFFICERS, COMMITTEE CHAIRS AND OTHER**

If you need to reach out to a board member, officer or committee chair with any questions or additional information, please go to our website: [www.rockybeads.org](http://www.rockybeads.org). You will need to login to your account and then click on "About Us" and "Board Members" for email contacts.



# ANIMAL KINGDOM!

## (MINI-CHALLENGE)



*Cicadas by Jeannette Stutzman*



*Owl by Kristina Amato*



*Animal Kingdom Ball by Tracy D'Angelo*



*Lampwork Glass Necklace  
by Julie Collins*



*Fox Dream Catcher Box  
by Kathleen Sloan*



*Black Cat Pendant by Cynthia Pasquale*



*Birds in Flight Bracelet by Jeannette Stutzman*



*Dragonfly and Beehive  
by Betty Stackpole*





*Halo Kitty Pendant by Sandy Brock*




*Irv by Clare Pramuk  
(Design by Kinga Bledsoe)*



*Wolf Necklace by Rita Caldwell*



*Backpack by Carrie Tahquechi*



*Magpie by Jody Charmatz*



*Octavio the Octopus by Kathleen Sloan  
(design by Cath Thomas)*



*Bracelet by Sue Urbanek  
(inspired by Melody MacDuffee  
workshop)*



*Elephant Bracelet by Diane Roybal*






*Zebra Neckace by Sue Urbanek  
(inspired by Melody MacDuffee  
workshop)*

*And the winner is . . . .*

*“Stuart” by Karen Goldman*



---

## WORKSHOPS

Saturday, September 6

1:00-4:30 p.m.

**Instructor: Tammi Williams**

### Large Owl Ornament



Make an adorable owl ornament with Tammi Williams following the regular meeting on Saturday, September 6 from 1:00-4:30 p.m. These owl ornaments are about 2" in diameter. If you are nervous about polymer clay because you think it's a long process, Tammi does ALL the prep work for you. She has each kit set up with every single piece of clay, pre-cut into correct colors and sizes. You just have to knead them into the right shape and apply. Easy, peasy! This project would make adorable holiday gifts for anyone who loves whimsical owls!

This project is suitable for all skill levels.

**Member Class Fee: \$45**

**Kit Fee: Included with registration fee.**

**Registration is required.**

**Registration for this Workshop opened on Monday, August 11, 2025  
and closes on Saturday, August 30, 2025.**

.....

Saturday, October 11

9:00 a.m. – 4:30 p.m.

**Instructor: Randee Ketzell**

### Faux Cinnabar

Join Randee Ketzell and learn how to create faux cinnabar objects using polymer clay. Faux Cinnabar is an accessible sculpting technique that can be applied to a variety of colors—and requires very little in the way of supplies. Even newbies produce astounding results. Randee is a polymer clay artist from Austin, Texas, and has co-authored a book with Kim Schlinke titled *Polymer Clay Gemstones: The Art of Deception*. Photos below are illustrative only and not the actual class project.

This project is suitable for all skill levels.





Registrants will get a supply list to fill on your own or have the option to purchase a kit from RMBS.

**Member Class Fee: \$50**

**Non-Member Class Fee: \$70**

**Kit Fee: Registrants will get a supply list to fill on their own or have the option to purchase a kit from RMBS (\$15)**

**Registration is required.**

**Registration for this Workshop opened on July 13, 2025 for members, on August 2 for non-members and closes August 31, 2025.**

**This workshop will be held in person at the Lowry Conference Center as well as through Zoom -- you can choose to Zoom from home if you can't make it to the Lowry Conference Center.**

This workshop will be recorded for later viewing.

.....

**Sunday, October 19**

**9:00 a.m. – 4:00 p.m.**

**Instructor: Nikia Angel**

## **TieDye Fractal Fantasy Bracelet or Pendant**

Students will have the option to make either a bracelet or pendant using a unique TieDye spiral cabochon embellished with cup chain, fancy leather, seed beads and other shaped beads. Students will also have the option to make the bracelet or pendant in a green or purple colorway. Shown below is the bracelet in the green colorway.



This project is suitable for all skill levels.

**Member Class Fee: \$60**

**Kit Fee: \$80 pendant, \$95 bracelet**

**Kits are mandatory and will be purchased from instructor at class.**

**Registration is required.**

**Registration for this Workshop has opened and closes on September 16, 2025.**

.....