

2013 Class Guide

Denver's Premier Bead Event!

90+ Vendors • Demonstrations • Classes Taught by Nationally Known Instructors

Rocky Mountain BEAD BAZZAR

Saturday, April 27 10am-6pm & Sunday, April 28 10am-5pm

Denver Mart - NE Corner of I-25 & 58th Ave

Open to the Public



Rocky Mountain Bead Society

Entry \$5⁰⁰ (Cash Only)

Children 12 and
under FREE

Rocky Mountain Bead Society

About the RMBS

The Rocky Mountain Bead Society (RMBS) was founded in 1992 by Past President Leslie Sartor to help people interested in bead study and beading techniques find a way to share knowledge and explore new dimensions. Twenty-five people came to the first meeting. Today, we have nearly 200 members and our society continues to grow.

We provide exciting, informative, and relevant programs and workshops with locally and nationally recognized artists in their fields. We sponsor a bead bazaar and promote bead education through programs, classes and workshops. We have a member bookstore and library. Society members frequently bring beads and their latest creations to show and tell.

The RMBS has bead lovers of all descriptions. Our Society includes people who make beaded jewelry, who collect ancient beads, who make lampworked glass, who wrap wire, and kneaders and bakers of polymer clay (PC) or precious metal clay (PMC). Our membership includes fine jewelers, silversmiths, metal masters, authors, weavers and people who create wearable art from seed beads.

The RMBS has given back to the local community and world projects by participating in such projects as making jewelry for residents of local women's shelters, donating to the Boys and Girls Club of America and helping with the Ethiopian HOPE Bracelet Project.

Events, Classes, and Workshops

The RMBS sponsors Programs and Classes and Workshops by local and national artists, collectors and bead experts. We also sponsor a nationally recognized Bead Bazaar held each April.

Volunteers

We are a society made up of volunteers and rely on our members to run our organization, led by a board with committees at the heart of it all. Membership in the RMBS is annual and starts when you sign-up. Membership fees are reasonable and multi-tiered for individuals, families, business owners who may join the society by completing the membership form with the applicable fees. RMBS has entertaining and helpful programs during its monthly meetings featuring local and national artists. These meetings are usually on the third Thursday of the month from 6:00- 9:00pm at TACtile Arts. RMBS members enjoy a 20% discount at the RMBS book table on meeting nights. Local participating shops often offer society members discounts of up to 10%.

Communication

Our web site, Facebook page, Linked In and emails provide constant communication of our available events, meetings, workshops, news of authors and expert lectures along with providing sources for buying beading supplies. It also lists details and applications for membership in the RMBS. People can register for our classes and workshops on the Website.

Other Information

To write us, e-mail us, or speak with someone about the Rocky Mountain Bead Society, please visit our website at rockybeads.org.



Rocky Mountain Bead Society

Rocky Mountain Bead Society



Rocky Mountain

BEAD BAZAAR

Welcome to the annual Rocky Mountain Bead Society Bead Bazaar held each April at the Denver Mart.

The Rocky Mountain Bead Society was formed to:

- Advance the study of and education about beads.
- Encourage and promote public appreciation for beads and the art of beading.
- Disseminate information about beads and beading.
- Develop and administer programs concerning beads and beading.
- Establish and maintain an RMBS book collection and library and
- Publish and preserve writings about the history of beads and beading.

Please see our web site, rockybeads.org, for meeting information, classes and upcoming events.

We have some fabulous classes offered this year by many nationally known instructors. There are classes for all levels. Please register on line to reserve your place in class. The deadline for registrations is April 12, 2013.

I would like to thank the Bead Bazaar Committee and the board members of the Rocky Mountain Bead Society for making this show possible. But most of all, I would like to thank all of the volunteers, without whom there would be no Bead Society or Bead Bazaar. They work tirelessly to make this the best show possible.

Pat Daniels
Bead Bazaar Class Chair

Visit the RMBS website at: www.RockyBeads.org

General Information for all Classes

Rocky Mountain Bead Society

2013 Bead Bazaar Class Schedule

April 27 & 28, 2013

Denver Mart I-25 and 58th Ave., Denver, Colorado

Before registering for class, you may view the images on the RMBS web site, www.rockybeads.org, and see the samples at RMBS meetings. Each class description lists skill requirements which are explained below. Please review this information so you can properly prepare for the class.

When determining the skill level for your class, please use the following definitions:

- Beginner: No experience in any type of beadwork.
- Advanced Beginner: Has experience in similar types of work and is ready to learn this technique.
- Intermediate: Has prior experience with this type of work and is ready to learn variations.
- Advanced: Has completed several projects using this technique and is ready for a challenge.
- All: Open to anyone.

For most bead classes, the student should bring scissors, bead mat or work surface, needles, thread, work light with extension cord, and most important, glasses or magnifier if needed. Please check carefully the list of tools that the student must bring. Most instructors will not provide tools for the entire class, and may not have tools for sale. Please be prepared so you will get the most out of your class.

Each class has a minimum and maximum number of students. If the class does not meet the minimum, the class will be cancelled by RMBS and you will receive a refund of your class fee. There will be no refunds for any other reason than cancellation by RMBS.

Admission to the Bazaar is not included in the class price and it is strongly suggested that you prepay for your admission when you pay for your class. You will receive your admission ticket when you check in for class at the front desk. If you are taking multiple classes, you will only check in one time.

New This Year! Friday Classes!

This year, we are offering a few classes on Friday to help those who are new to beading to acquire some basic skills to enable them to take some more advanced classes. The Bazaar will NOT be open for shopping during these classes, but an admission ticket, good for the entire weekend, will still be required. Students for the Friday classes will still be required to check in at the front desk.



2013 RMBS Bead Bazaar Classes

Friday, April 26

Course Description	Time	Instructor	Class Fee	Kit Fee	Course #
Two Needle Peyote Start	10am-12pm	Janet Skeen	\$25	\$5	26-1
Herringbone Intro	10am-12pm	Sonja Colt	\$25	\$0	26-2
Wrapped Loops	1-3pm	Sonja Colt	\$25	\$7	26-3

Saturday, April 27

Course Description	Time	Instructor	Class Fee	Kit Fee	Course #
Solamente Uno Bracelet	9am-4pm	Leah Ready	\$30	\$40	27-1
Precious Metal Clay Pendant	9am-4pm	Yvonne Kuennen	\$95	\$45	27-2
Strings of Bubbles Bracelet	9am-12pm	Dale Armstrong	\$55	\$15	27-3
Viva Mélange	9am-12pm	Diane Sepanski	\$35	\$35	27-4
Lil Hoot Earrings	9am-12pm	Heidi Kummlli	\$100	\$145	27-5
French Beaded Flowers	9am-12pm	Janet Dalton	\$40	\$10	27-6
Groovy Windows Pendant	9am-12pm	Karen Laman	\$25	\$25	27-7
Curlicue Lace Earrings	9am-12pm	Melody MacDuffee	\$50	\$2	27-8
Viking Knit Basics	9am-12pm	Michael Eddy	\$35	\$35	27-9
Crystal Clay Cabochon Cuff	9am-12pm	Nikia Angel	\$55	\$45	27-10
Beginning Wire Work Part 1	9am-12pm	Phyllis Kaplan	\$70	\$10	27-11
American Indian Applique	9am-12pm	Susanne Aikman	\$22	\$20	27-12
Victorian Cabochon Pendant	1-4pm	Dale Armstrong	\$55	\$45	27-13
Polymer Clay Mokume Gane	1-4pm	Janet Dalton	\$40	\$12	27-14
Summer Spiral Bracelet	1-4pm	Kate Dowd	\$35	\$12	27-15
Crystalline Bracelet	1-4pm	Kelly Wiese	\$25	\$38	27-16
Bezeling Nature	1-4pm	Melody MacDuffee	\$50	\$5	27-17
Crystal Pagoda Pendant	1-4pm	Nikia Angel	\$30	\$36	27-18
Enchanting Dangles	1-4pm	Patty Moore	\$40	\$30	27-19
Beginning Wire Work Part 2	1-4pm	Phyllis Kaplan	\$70	\$10	27-20
Chainmaille Jewelry 1	1-4pm	Rex Brown	\$50	\$15	27-21
Twisted Ribbon Herringbone	1-4pm	Sonja Colt	\$45	\$9	27-22
Viking Knit 1,2,3	1-4pm	Stephanie Eddy	\$35	\$35	27-23

Sunday, April 28

Course Description	Time	Instructor	Class Fee	Kit Fee	Course #
Crystals and Lace Bracelet	9am-4pm	Karen Laman	\$40	\$45	28-1
Compound Scroll Cuff	9am-4pm	Stephanie Eddy	\$60	\$45	28-2
Dangly Button Bracelet	9am-2pm	J-ME Lynn	\$29	\$50	28-3
Twining Vines Shawl/Scarf Pin	9am-12pm	Dale Armstrong	\$55	\$45	28-4
Wolf Eyes Pendant	9am-12pm	Heidi Kummlli	\$100	\$89	28-5
Bead Embroidery	9am-12pm	Janet Dalton	\$40	\$12	28-6
Tila Rose	9am-12pm	Leah Ready	\$20	\$25	28-7
Beaded Fillgree Earrings	9am-12pm	Melody MacDuffee	\$50	\$5	28-8
Pearl Bridges Bracelet	9am-12pm	Nikia Angel	\$30	\$30	28-9
American Indian Loom	9am-12pm	Susanne Aikman	\$22	\$20	28-10
Embroidery Wall Hanging	9am-1pm	Janet Skeen	\$35	\$15	28-11
Button Charm Bracelet	1-4pm	Christine Davis	\$50	\$25	28-12
Triple Stone Ring	1-4pm	Dale Armstrong	\$55	\$45	28-13
Summer or Fall Button	1-4pm	Kate Dowd	\$35	\$15	28-14
All Geared Up Pendant	1-4pm	Kelly Wiese	\$25	\$32	28-15
Leather Wrap Bracelet	1-4pm	Lynda O'Mara	\$25	\$15	28-16
Lacy Wire Bezel	1-4pm	Melody MacDuffee	\$50	\$2	28-17
Crystal Nova Pendant	1-4pm	Nikia Angel	\$35	\$35	28-18
Make Me Happy Pen	1-4pm	Patty Moore	\$40	\$30	28-19
Chainmaille Jewelry 2	1-4pm	Rex Brown	\$50	\$15	28-20
Wire Wrapped Pendant	1-4pm	Zelda Bailey	\$40	\$40	28-21

Visit the RMBS website at: www.RockyBeads.org

Friday - Bead Bazaar Classes



Two Needle Peyote Start

Friday, April 26, 2013

Instructor: Janet Skeen

Beginner Seed Bead Stitching

Class Fee: \$25

Class Number: 26-1

10am to 12pm

www.janet2planet.com

Kit Fee: \$5

Description: We will use size 6 seed beads to learn this very easy stitch so that you can recognize and execute peyote at any time. We will begin with 2 needles and do rows 1 & 2 together so that is simple and easy to see the pattern. All materials are in the kit used for making this sampler.

Students must be able to thread your own needle. Kit includes size 6 seed beads, needles and thread. Instructor will bring extra scissors and bead pads for everyone.

Herringbone Intro - It's Not Scary!

Friday, April 26, 2013

Instructor: Sonja Colt

Beginner Seed Bead Stitching

Class Fee: \$25

Kit Fee: \$0

Class Number: 26-2

10am to 12pm

Prerequisites: Threading a needle; comfortable using size 11 or 8 seed beads.

No Kit needed. Please bring to class: Beading mat; scissors; Nymo or similar thread size B or D; beading needles; size 11 or 8 seed beads, 3 colors.



Wrapped Loops-They're a Must! Get It Perfect!

Friday, April 26, 2013

Instructor: Sonja Colt

Adv. Beginner Wire

Class Fee: \$25

Kit Fee: \$7

Class Number: 26-3

1 to 3pm

Description: To attach clasps, make earrings, charm bracelets or create links, this one technique will do it all. Gain confidence and leave class better than when you walked in!

Kit includes: Head pins; jump rings; earring findings; chain. Please Bring To Class: Round nose pliers; chain nose pliers; wire cutters; beading mat. Crystals, small focal beads, charms, items for dangles.

Space is Limited - REGISTER EARLY to ensure you get the class you want.

* Admission to the Bazaar is NOT included with a class registration *

Each class has a minimum number of students and if that number is not met, the class will be cancelled.

All classes include mandatory project kits and those fees are paid directly to the teachers at the beginning of the class. Bring cash or checks, most teachers cannot accept credit cards.

Please note: You must bring your registration confirmation on the day of your class. Please check in at the front desk when you arrive for your class.

Saturday - Bead Bazaar Classes



Solamente Uno (bracelet)

Saturday, April 27, 2013

Instructor: Leah Ready

Beginner Embroidery

Class Fee: \$30

Class Number: 27-1

9am to 4pm

www.leahreadydesigns.com

Kit Fee: \$40

Description: Using basic bead embroidery stitches, students will create a one-of-a-kind wearable art bracelet that is sure to attract attention. Bead choice, design and finishing will be covered.

Prerequisites: Some knowledge of peyote stitch. Kit includes: Ultra suede, Lacy's Stiff Stuff, assorted seed beads, button, dichroic glass, vintage glass, pearls, crystals, bugles, needle.

Please Bring To Class: Thread: Fireline #6, SoNo, Nymo D (on a cone), E6000, sharp scissors, task lamp.

Precious Metal Clay pendant w/Dichroic Glass

Class Number: 27-2

Saturday, April 27, 2013

9am to 4pm

Instructor: Yvonne Kuennen

All Metal Clay

Class Fee: \$95

Kit Fee: \$45

Description: Learn how to create textures, dichroic glass cabochons and unique settings using syringe, metal clay paper and sterling silver wire. Make your own dichroic glass fused cabochons learning the basics of glass fusing. This class also teaches design, carving, stone setting and finishing techniques.

Kit includes: 16 grams precious metal clay silver, dichroic glass cabochon, 6 grades of fine sanding papers, nail files, fine silver wire. Students will have use of tool kits supplied by teacher and these may be purchased.



Strings of Bubbles Bracelet

Saturday, April 27, 2013

Instructor: Dale "Cougar" Armstrong

Beginner Wire

Class Fee: \$55

Kit Fee: \$15

Class Number: 27-3

9am to 12pm

www.cougarscreations.com

Description: Double Barrel Bail Making Pliers are not just for making bails! Come and learn how to create a bracelet with "strings of bubbles"; then give your bubbles iridescence, by filling them with sparkling beads. The techniques taught in this class will enable you to later design and make an entire series of "bubble" jewelry, that will be shown with a display of earrings, a choker and a ring

Kit includes: Students choice of crystals, bracelet clasp. Wire sponsored by Beadalon! Please Bring To Class: Large double barrel bail pliers, Jeweler's pliers: flat nose, round nose, chain nose; wire cutters, ruler, notepad & pen.

Earrings, Pendants and Rings Viva Mélange

Class Number: 27-4

Saturday, April 27, 2013

9am to 12pm

Instructor: Diane Sepanski

All Wire

Class Fee: \$35

Kit Fee: \$35

Description: In this class you pick...Will it be rings, earrings or pendants...How about a little of each or all of one? Diane will provide hand outs, tutorials and demonstrations for each. Mélange was a finalist at the Bead & Button Show, Bead Dreams Competition and now you can learn this technique for your favorite accessory.

Prerequisites: Strong hands and sturdy tools. Kit includes: 6 lamp worked headpins, 6 metal disks, mesh, wire, printed tutorials. Please Bring To Class: Xuron cutter, round nose, chain nose or flat pliers, needle nose, ring mandrel if you have one otherwise we will make them in class.



Lil Hoot Earrings

Saturday, April 27, 2013

Instructor: Heidi Kumml

Adv. Beginner Embroidery

Class Fee: \$100

Kit Fee: \$145

Class Number: 27-5

9am to 12pm

www.freespiritcollection.com

Description: These stunning Porcelain Lil Hoot owls by Laura Mears are too sweet, below the owl hangs the matching porcelain owl feather. In this 3 hour class you will learn basic bead embroidery techniques including back stitch 6 and simple edging. We will go over the gluing of cabochons and attaching charms. Please bring beading supplies such as scissors, light, bead mat, E6000 or other glue. Heidi will supply kits for sale available in 3 color choices, needle, thread and other supplies needed. **Prerequisites:** Please be able to thread a needle. Kit includes: Porcelain owls and feathers, metal feathers, beads, suede for foundation and backing, sterling post/nut, cabochon, instructions. Please Bring To Class: Scissors, thread, needles, adhesive, light and bead pad, any supplies you feel comfortable using.

Visit the RMBS website at: www.RockyBeads.org

Saturday - Bead Bazaar Classes



French Beaded Flowers

Saturday, April 27, 2013

Instructor: Janet Dalton

All Wire

Class Fee: \$40

Kit Fee: \$10

Description: Explore how to use fine wire and seed beads to create lovely beaded flowers. You will learn the basic techniques of forming petals and leaves with beads and wire. We will also look at a variety of ways to form flower centers, different shapes of petals and leaves and stems. Come and create a beautiful bouquet.

Kit includes: Wire 24 gauge, various sizes and colors of seed beads. Please Bring To Class: Beading mat, needle nose and flat pliers, wire cutters.

Class Number: 27-6

9am to 12pm

Groovy Windows Pendant

Saturday, April 27, 2013

Instructor: Karen Laman

Beginner Embroidery

Class Fee: \$25

Kit Fee: \$25

Description: This sweet little pendant is a great project for the beginner bead embroiderer, or the experienced embroiderer wanting a quick but truly eye catching piece. It incorporates some really unique Czech glass, seed beads and crystals. The kits come in several great color ways (with discounts for 2 or more kits), and include everything you'll need for this project (including needle and thread). You'll also receive a very comprehensive "Bead Embroidery Basics" instruction packet, with plenty of time to ask questions about a number of different stitches, materials and techniques.

Please Bring To Class: 4# Fireline or Nymo thread with conditioner, size #10, #11 or #12 beading needle, scissors, beading lamp if available.

Class Number: 27-7

9am to 12pm

www.riverbendbeads.com



Curlicue Lace Earrings

Saturday, April 27, 2013

Instructor: Melody MacDuffee

Intermediate Wire

Class Fee: \$50

Kit Fee: \$2

Description: Learn to make "curlicue wire lace" using an easy looping technique and basic hand tools. Then use a heavier wire to make earring frames and learn to attach the lace using a simple coiling technique. No heat is required.

Prerequisites: Some experience working with wire recommended. Kit includes: 26- or 28-gauge craft wire or dead-soft wire, approx. 15 ft. gold; 20-gauge half-hard wire; 18 in. gold; 40-50 1.5mm charlottes, gold; 2 jump rings, gold; 2 ear wires, gold. Please Bring To Class: Round-nose or needle-nose pliers; chain-nose pliers; wire cutter; task light highly recommended.

Class Number: 27-8

9am to 12pm

Viking Knit Basics

Saturday, April 27, 2013

Instructor: Michael Eddy

Beginner Wire

Class Fee: \$35

Kit Fee: \$35

Description: Learn the basic Viking Knit weave, wire management and finishing techniques to complete an embellished necklace.

Kit includes: Wire, beads, findings. Please Bring To Class: 1/2" Lazee Daizee Viking knit tool, drawplate 5/8" to 1/4".

Class Number: 27-9

9am to 12pm



Crystal Clay Cabochon Cuff

Saturday, April 27, 2013

Instructor: Nikia Angel

Adv. Beginner Embroidery

Class Fee: \$55

Kit Fee: \$45

Description: Using Crystal Clay and Vintage Rhinestones, students will create a pendant for a necklace and a Cabochon that can later be used as the focal in a bead embroidered bracelet.


Learn to use this fun new product through an in-depth class filled with helpful information. Prerequisites: Must be comfortable working with very small beads/stones (seed beads and/ or rhinestones). Familiarity with basic seed bead stitches helpful. Kit includes: Seed beads, Vintage Swarovski and Preciosa Rhinestones, various glass stones, pearl-ex powder, brass cabochon tray, brass cuff blank, ultra suede, Crystal Clay. Please Bring To Class: Size 12 beading needles, thread of your choice for bead embroidery.

Class Number: 27-10

9am to 12pm

www.freespiritcollection.com

Saturday - Bead Bazaar Classes



Beginning Wire Work Part 1

Saturday, April 27, 2013

Instructor: Phyllis Kaplan

Beginner

Wire

Class Fee: \$70

Kit Fee: \$10

Description: Learn the basics — what tools to use and how to use them — learn to work the wire so you're in control! Begin with the basics of making head pins, eye pins, jump rings, S hooks & the love knot bead.

Kit includes: 3 sizes of wire, mandrel & beads. Please Bring To Class: Flush cutters, jewelry pliers: extra-long round-nose, small round-nose, chain-nose, and flat-nose.

Class Number: 27-11

9am to 12pm

Traditional American Indian Applique

Beadwork and Bead Painting

Saturday, April 27, 2013

Instructor: Susanne Aikman

All Embroidery

Class Fee: \$22

Kit Fee: \$20

Description: Create art similar to 17th century micro mosaics.

Prerequisites: Basic sewing. Kit includes: Book - A Primer: the Art of Native American Beadwork, a journal, non-woven interfacing, nylon thread, 3 needles, sample images. Please Bring To Class: Table lamp, white tea towel (not terry cloth), left over mixed seed beads, scissors.

Class Number: 27-12

9am to 12pm



Victorian Swirl Cabochon Pendant

Saturday, April 27, 2013

Instructor: Dale "Cougar" Armstrong

Intermediate

Wire

Class Fee: \$55

Kit Fee: \$45

Description: Discovering how to manipulate a combination of dead soft and half-hard wire into a hand-sculpted setting around a cabochon will inspire you to make more elegant...or whimsical, wire jewelry designs. Arrive early to class to choose your designer cabochon, create your special piece, embellish it with freshwater pearls... and leave class wearing a finished, Victorian-styled pendant on a complimentary cord!

Kit includes: 21g wire x 8 ft., large designer cabochon. Please Bring To Class: Jeweler's pliers: flat nose, round nose & chain nose; wire cutters, ruler, marking pen, automatic wire twister, pin vise, notepad & pen. Optional: optivisor, personal task light & extension cord.

Class Number: 27-13

1 to 4pm

www.cougarscreations.com

Polymer Clay Mokume Gane

Saturday, April 27, 2013

Instructor: Janet Dalton

All Polymer Clay

Class Fee: \$40

Kit Fee: \$12

Description: Based on a Japanese metal working technique, polymer clay Mokume Gane is an exciting way to make complicated looking designs for clay projects. We will be using translucent polymer clay, metal leaf, and alcohol inks laminated together and distorted to create colorful sparkling canes to decorate beads and pendants.

Prerequisites: Some experience working with polymer clay. Kit includes: Silver leaf, alcohol inks and bead and pendant forms. Please Bring To Class: 2-2oz blocks of translucent polymer clay -- conditioned and wrapped in plastic wrap, pasta machine, acrylic roller, clay blade, work surface, general clay tools, rubber gloves, apron, plastic card (old credit card), baby wipes and plastic wrap.

Class Number: 27-14

1 to 4pm



Summer Spiral Bracelet

Saturday, April 27, 2013

Instructor: Kate Dowd

Beginner

Seed Bead Stitching

Class Fee: \$35

Kit Fee: \$12

Description: Stitch a simple summery spiral bracelet using garden green seed beads, flowers, and leaves.

Prerequisites: Ability to work with needle and thread in beading. Kit includes: Various size seed, flower, leaf beads, thread. Please Bring To Class: Mat, needle, scissors.

Class Number: 27-15

1 to 4pm

www.freespiritcollection.com

Visit the RMBS website at: www.RockyBeads.org

Saturday - Bead Bazaar Classes



Crystalline Bracelet

Saturday, April 27, 2013

Instructor: Kelly Wiese

Intermediate Seed Bead Stitching

Class Fee: \$25

Description: Various stitches and techniques are used to create a square, crystal-encrusted toggle. Students will also add crystals to the netted base of the bracelet for more visual impact and sparkle.

Prerequisites: Knowledge of RAW is helpful but not necessary. Kit includes: Size 15 and size 11 Japanese seed beads, 3mm Swarovski crystals, needles and thread. Please Bring To Class: Bead Mat, scissors, thread heaven, task light.

Class Number: 27-16

1 to 4pm

www.beadparlor.com

Kit Fee: \$38

Bezeling Nature

Saturday, April 27, 2013

Instructor: Melody MacDuffee

Intermediate Wire

Class Fee: \$50

Kit Fee: \$5

Description: Turn any natural object into a beautiful pendant by forming a frame that echoes its shape and then creating a lacy wire net that, when tightened, captures the object securely.

This is a heat-free bezeling technique that offers a great deal of flexibility and a distinctively delicate beauty.

Prerequisites: Some experience working with wire recommended. Kit includes: 24-28-gauge craft wire or dead-soft wire, avg. 10 ft. (length depends on size of object); 18-20-gauge half-hard wire, 6-12 in. (length depends on size of object); choice of natural objects (shell, ammonite slice, stone, etc.). Please Bring To Class: Round-nose or needle-nose pliers; chain-nose pliers; wire cutter; task light highly recommended.

Class Number: 27-17

1 to 4pm



Crystal Pagoda Pendant

Saturday, April 27, 2013

Instructor: Nikia Angel

Adv. Beginner Seed Bead Stitching

Class Fee: \$30

Description: This is about as close to instant gratification as possible! Using crystal rondelles and bicones with Japanese seed beads, create a stunning pendant with many other design possibilities. Wear it home! Students will learn a designer developed technique to complete this pendant using a combination of crystal rondelles, bi-cones and/or pearls. Learn an innovative method for setting a rivoli or stone in beadwork.

Prerequisites: Basic beading stitches and familiarity working with small seed beads required. Please Bring To Class: Size 12 beading needles, thread of your choice (I prefer FireLine 8 lb. test), beading surface.

Class Number: 27-18

1 to 4pm

www.etsy.com/people/Nikia

Kit Fee: \$36

Enchanting Dangles

Saturday, April 27, 2013

Instructor: Patty Moore

Beginner Polymer clay

Class Fee: \$40

Kit Fee: \$30

Description: Come and learn the basics of polymer clay and clay caning. These precious dangles hang nicely off of zipper pulls, purse straps, water bottles and back packs. They are a perfect little gift for friends and teachers.

Kit includes: Tissue blade, roller, clay, pin, ball chain and connector, and USE of pasta machines, food processor, toaster oven, tools and all other items needed. Please Bring To Class: Just your wonderful self ready to relax and explore.

Class Number: 27-19

1 to 4pm



Beginning Wire Work Part 2

Saturday, April 27, 2013

Instructor: Phyllis Kaplan

Beginner Wire

Class Fee: \$70

Kit Fee: \$10

Description: Continue to learn about working the wire & creating components -- clasps, cages, coils, links & more -- make all the components in the sample by the end of the day.

Prerequisites: Part 1. Kit includes: 3 sizes of wire, mandrel & beads. Please Bring To Class: Flush cutters, jewelry pliers: extra-long round-nose, small round-nose, chain-nose, and flat-nose.

Class Number: 27-20

1 to 4pm

Saturday - Bead Bazaar Classes



Chainmaille Jewelry 1

Saturday, April 27, 2013

Instructor: Rex Brown

All Chain Maille

Class Fee: \$50

Class Number: 27-21

1 to 4pm

www.polypleasures.com

Kit Fee: \$15

Description: Make some beautiful jewelry for yourself or a friend while learning the ancient form of chainmail weaving. We will discuss the history of chainmail and give you the opportunity to learn up to four weaves in class. You will leave with at least one pair of earrings and one bracelet and the knowledge (and instructions) to make much more! The class kit contains a case for your rings, two pairs of pliers, and an instruction book containing the weaves we will demonstrate in class. Come and see how the art of chainmail jewelry is more versatile, fun and colorful than ever before.

Kit includes: Case, pliers, rings, instruction book.

Twisted Ribbon Herringbone

Saturday, April 27, 2013

Instructor: Sonja Colt

Beginner Seed Bead Stitching

Class Fee: \$45

Kit Fee: \$9

Class Number: 27-22

1 to 4pm

Description: A three color palette of beads enhances the visual effect of this eye-catching technique. A bracelet will be the project for this class, finishing technique, variations and adding clasps shown.

Prerequisites: Beadweaving experience; technique class a good idea. Kit Includes: Three colors of seed beads sizes 8 and 11, thread. Please bring to class: Beading needles; scissors; beading mat; thread conditioner; your preferred type of clasp. Task light and cord optional. If bringing your own beads, will need size 8 for the edges and two colors of 11s to doubleside the ribbon



Viking Knit 1,2,3

Saturday, April 27, 2013

Instructor: Stephanie Eddy

Advanced Wire

Class Fee: \$35

Class Number: 27-23

1 to 4pm

www.stephanieeddy.com

Kit Fee: \$35

Description: Single, double and triple Viking Knit weaves are used to enhance and provide interest in this unique necklace with focal pendant.

Prerequisites: Must be proficient with single Viking Knit weave. Kit includes: Wire, jump rings, beads and findings. Please Bring To Class: 1/2" Lazee Daizee Viking Knit tool, drawplate 5/8"-1/2".

Registration Information

Please register for classes on the Rocky Mountain Bead Society web site: rockybeads.org.

RMBS will collect the class fee from you, the kit fee will be payable to the instructor the day of class. Please bring cash or checks as some instructors may not accept credit cards.

All students are required to pay the \$5.00 admission fee to the show; this fee is good for Saturday and Sunday.

Please be prepared for class by bringing the correct tools and supplies as listed in the class guide.

Registration deadline is April 12, so be sure to sign up for your class early! Any class that does not meet the minimum by April 12 will be cancelled. Please don't let that happen! Register now.

Visit the RMBS website at: www.RockyBeads.org

Sunday - Bead Bazaar Classes



Crystals and Lace Bracelet

Sunday, April 28, 2013

Instructor: Karen Laman

Intermediate Seed Bead Stitching

Class Fee: \$40

Class Number: 28-1

9am to 4pm

www.riverbendbeads.com

Kit Fee: \$45

Description: This beautiful bracelet invokes images of glistening Victorian lace. It incorporates a great netting stitch that you'll want to learn for your next collar or necklace project. This bracelet is best for the intermediate bead weaver who doesn't mind working with those itty bitty 15's. The kits come in several great colorways, and includes a "hard to find" multi-strand box clasp, several sizes of Japanese seed beads & Swarovski crystals.

Prerequisites: A lot of patience, and comfort with size 15 seed beads. Kit includes: Sizes 15/0, 11/0 & 8/0 seeds beads, 3mm & 4mm Swarovski crystals, 1 large box clasp. Please Bring To Class: 4lb Fireline, #10 or #11 beading needle, task lamp.

Compound Scroll Cuff

Sunday, April 28, 2013

Instructor: Stephanie Eddy

Intermediate Seed Bead Stitching

Class Fee: \$60

Kit Fee: \$45

Class Number: 28-2

9am to 4pm

www.stephanieeddy.com

Description: Create an asymmetric bracelet combining Ladder, Brick and Herringbone stitches in a unique formation.

Prerequisites: Must be familiar with Ladder, Brick and Herringbone stitches. Kit includes: Bugle and seed beads, rose montees, findings. Please Bring To Class: Fireline 6 lb. and two #11 needles, scissor.



Dangly Button Bracelet

Sunday, April 28, 2013

Instructor: J-ME Lynn

Beginner Stringing / Knotting

Class Fee: \$29

Kit Fee: \$50

Class Number: 28-3

9am to 2pm

Description: Make a dangly bracelet using seed beads and a variety of Czech glass buttons.

Prerequisites: Made at least 2 simple seed bead projects in the past (this class can take 4 to 5 hours to finish the project). Kit includes: All glass buttons needed, fire polish, glass leaves, rondelles, crystal bicones- and sometimes a variety of misc. glass beads to scatter in (depends on colors picked for kit) Please Bring To Class: Two 11/0 contrasting colors of seed beads, beading needle, Nymo beading thread, bead mat to work on.

Twining Vines Shawl/Scarf Pin

Sunday, April 28, 2013

Instructor: Dale "Cougar" Armstrong

Intermediate Wire

Class Fee: \$55

Kit Fee: \$45

Class Number: 28-4

9am to 12pm

www.cougarscreations.com

Description: Whether it's a cashmere pashmina or a handmade scarf, stole or shawl, we are all wearing more softly knit items these days; what better way to keep them in place than by using a handmade brooch or pin? In this "Twining Vines" class, you will learn how to sculpt, shape, chase and texture your own vine-styled pin and then embellish it with a lovely baroque pearl. Several, similar design ideas will also be shared.

Kit includes: Heavy gauge square HH wire, fine round wire, students choice of pearls or beads. Please Bring To Class: Texture hammer, chasing hammer, bench block, ruler, marking pen, notepad & pen, Jeweler's pliers: flat nose, round nose, chain nose; wire cutters.



Wolf Eyes Pendant

Sunday, April 28, 2013

Instructor: Heidi Kumml

Adv. Beginner Embroidery

Class Fee: \$100

Kit Fee: \$89

Class Number: 28-5

9am to 12pm

www.freespiritcollection.com

Description: Let these magical porcelain wolf eyes by Laura Mears draw you into this simple yet challenging workshop. In this 3 hour class you will learn basic bead embroidery techniques including back stitch & simple edging. We will go over the gluing of cabochons and attaching a leather cord in a clean and efficient manner. Please bring beading supplies such as scissors, light, bead mat, E6000 or other glue. Heidi will supply kits for sale available in 3 color choices, needle, thread and other supplies needed.

Prerequisites: Please be able to thread a needle. Kit includes: Porcelain wolf eyes, cabochons, feather, polymer leaf, beads, cord, clasp. Please Bring To Class: Scissors, thread, needles, adhesive, light and bead pad, any supplies you feel comfortable using.

RMB

Rocky Mountain Bead Society

Sunday - Bead Bazaar Classes



Add Dimension to your Bead Embroidery

Sunday, April 28, 2013

Instructor: Janet Dalton

All Embroidery

Class Fee: \$40

Kit Fee: \$12

Description: Learn how to add depth and dimension to your bead embroidery by building layers of beads and textures. We will explore how to design in layers so the embroidery shapes rise up from the surface to create forms that sparkle and move.

Prerequisites: Basic bead embroidery experience. Kit includes: Frame, backing and fabric, various sizes and colors of seed beads, wire, and instructions. Please Bring To Class: Thread of your choice, thread conditioner, #12 beading needles, scissors, beading mat, task light.

Class Number: 28-6

9am to 12pm

Tila Rose

Sunday, April 28, 2013

Instructor: Leah Ready

Adv. Beginner Seed Bead Stitching

Class Fee: \$20

Kit Fee: \$25


Description: Learn one way of using those incredible Tila beads with sparkly rose monteets to create a delicate bracelet.

Kit includes: Button, drops, rose monteets, Tila beads, seed beads, crystals. Please Bring To Class: #12 beading or sharps needle, task lamp, Fireline #6.

Class Number: 28-7

9am to 12pm

www.leahreadydesigns.com



Beaded Filigree Earrings

Sunday, April 28, 2013

Instructor: Melody MacDuffee

Intermediate Wire

Class Fee: \$50

Kit Fee: \$5

Description: Learn to make earring frames in a choice of shapes. Then, using fine, light-weight wire, learn to build dainty wire filigrees outwards from the frames, studding them with small beads for an appealing, lacy look.

Prerequisites: Some experience working with wire recommended. Kit includes: 28-gauge craft wire or dead-soft wire, approx. 10 ft. gold; 20-gauge half-hard wire, 6 in. gold; 84 size 11 seed beads, Light Amber; 42 size 8 seed beads, Dark Amber; 10 3mm fire polished beads, Aqua; 2 jump rings, gold; 2 ear wires, gold. Please Bring To Class: Round-nose or needle-nose pliers; chain-nose pliers; wire cutter; task light highly recommended.

Class Number: 28-8

9am to 12pm

Pearl Bridges Bracelet

Sunday, April 28, 2013

Instructor: Nikia Angel

Adv. Beginner Seed Bead Stitching

Class Fee: \$30

Kit Fee: \$30

Description: Using Swarovski Elements, pearls and seed beads, students will create a series of joined medallions to become a beautiful bracelet. Several color ways will be available. Additional design possibilities will be discussed.

Prerequisites: Basic beading stitches and familiarity working with small seed beads required.

Kit includes: Seed beads, Swarovski crystals, glass or crystal pearls.

Class Number: 28-9

9am to 12pm

www.etsy.com/people/Nikia



Traditional American Indian Loom Beadwork

Sunday, April 28, 2013

Instructor: Susanne Aikman

All Loom

Class Fee: \$22

Kit Fee: \$20

Description: Learn traditional American Indian loomwork, store bought or homemade loom. Learn repair techniques and ideas to use your loomwork piece.

Kit includes: Mixed hank size 12 glass seed beads, 3 needles, journal, nylon thread, book: A Primer: the Art of Native American Beadwork. 7 looms available at \$5 each. Please Bring To Class: Table lamp, white tea towel (not terry cloth), clear nail polish, scissors, loom.

Class Number: 28-10

9am to 12pm

www.freespiritcollection.com

Visit the RMBS website at: www.RockyBeads.org

Sunday - Bead Bazaar Classes



Bead Embroidery Wall Hanging

Sunday, April 28, 2013

Instructor: Janet Skeen

All Embroidery

Class Fee: \$35

Class Number: 28-11

9am to 1pm

www.janet2planet.com

Kit Fee: \$15

Description: In this class we will use batik cotton as the base for a "picture" in beads. We will discuss basic stitches and the idea behind "Process Beadwork" as introduced by Robin Atkins. Janet Kay has several samples available to inspire students. **Prerequisite:** Student must be able to thread their own needle. **Kit contains:** A nice variety of fabrics, mostly batiks, for piecing and trapunto; stuffing and needle. **Please bring to class:** a selection of beads including accents such as flowers, leaves, spikes, sizes 6, 8, and 11 seed beads, silamide thread. **Please Bring To Class:** A selection of beads including, accents (such as flowers, leaves, spikes, etc.) seed beads in different sizes as 6, 8, 11 and silamide thread.

Smashed Button Charm Bracelet

Sunday, April 28, 2013

Instructor: Christine Marie Davis

Beginner Metalsmithing

Class Fee: \$50

Kit Fee: \$25

Class Number: 28-12

1 to 4pm

Description: Learn button-smashing techniques to transform grandma's vintage metal buttons into new treasures. Fast, Fun & Easy. Skip therapy this week and come smash something!

Jingle all the way home wearing your gypsy-style charm bracelet.

Kit includes: Vintage bracelet chain, vintage metal buttons, jump rings. **Please Bring To Class:**

Bench block, safety goggles, chain nose pliers.



Triple Stone Ring

Sunday, April 28, 2013

Instructor: Dale "Cougar" Armstrong

Intermediate Wire

Class Fee: \$55

Kit Fee: \$45

Class Number: 28-13

1 to 4pm

www.cougarscreations.com

Description: Let's make a stunning gemstone ring! Arrive early to class to choose from a selection of colored stones and then discover how to set, incorporate and securely lock 3 individual gemstones into a seemingly involved silver ring design. Learn Dale's secrets to sizing rings perfectly, how to wrap ring shanks for a smooth silky fit and more!

Prerequisites: Experience in working with square half-hard wire when creating rings. **Please Bring To Class:** Metal ring mandrel, rawhide or nylon mallet, ring sizer, ruler, fine marking pen, notepad & pen. **Jeweler's pliers:** round nose, chain nose, flat nose; wire cutters, pin vise.

Optional: optivisor, personal task light & extension cord.

Embroidered Summer or Fall Button

Sunday, April 28, 2013

Instructor: Kate Dowd

Adv. Beginner Embroidery

Class Fee: \$35

Kit Fee: \$15

Class Number: 28-14

1 to 4pm

Description: Use hand embroidery stitches to embellish a fabric-covered button with seed beads, flowers, and leaves, then add various fringe techniques.

Prerequisites: Ability to bead with needle and thread. **Kit includes:** Fabric-covered button,

seed, flower, leaf beads, thread, color photo, printed instructions. **Please Bring To Class:** Mat,

needles and scissors.



All Geared Up Pendant

Sunday, April 28, 2013

Instructor: Kelly Wiese

Intermediate Seed Bead Stitching

Class Fee: \$25

Kit Fee: \$32

Class Number: 28-15

1 to 4pm

www.beadparlor.com

Description: Multiple stitching techniques including peyote and netting are used to create this steampunk inspired pendant. Most students will complete the large component be able to start on the rope or the smaller component.

Kit includes: Size 15 Japanese seed beads, brass gears, Swarovski crystals, drop bead, needles and thread. **Please Bring To Class:** Bead Mat, scissors, thread heaven, task light.

Sunday - Bead Bazaar Classes



Leather Wrap Bracelet

Sunday, April 28, 2013

Instructor: Lynda O'Mara

Beginner

Stringing / Knotting

Class Fee: \$25

Kit Fee: \$15

Description: Learn to make a contemporary leather wrap (or Chan Luu) bracelet using leather cord, beads and silk thread. The bracelet is finished with a button clasp. Kits will include either 4mm/6mm round glass or stone beads or Miyuki cube glass beads, a button for the clasp, leather, silk thread with attached needle and printed instructions. You will make a single-wrap bracelet in class, but you will also receive instructions on how to measure for and make multiple wraps.

Kit includes: Button, beads necessary to complete single wrap bracelet, 1.5 mm leather cord, natural silk thread with integrated needle, written instructions.

Class Number: 28-16

1 to 4pm

Lacy Wire Bezel

Sunday, April 28, 2013

Instructor: Melody MacDuffee

Intermediate

Wire

Class Fee: \$50

Kit Fee: \$2

Description: Learn a heat-free technique for bezeling cabochons of any shape. Begin by forming a frame that outlines the stone. Then, using a simple looping technique, create a lacy net that holds the cabochon in place while allowing the beauty of the stone to be glimpsed through the wire "lace".

Kit includes: 28-gauge dead-soft wire, 12 ft. brass or copper; 18-gauge half-hard wire, 2 ft. brass or copper; assorted 2-3mm gemstone beads; assorted size 11 seed beads. Please Bring Low-dome cabochon (no larger than 22x30mm--selection available at an extra charge); round-nose or needle-nose pliers; chain-nose pliers; wire cutter; task light highly recommended.

Class Number: 28-17

1 to 4pm



Crystal Nova Pendant

Sunday, April 28, 2013

Instructor: Nikia Angel

Adv. Beginner

Seed Bead Stitching

Class Fee: \$35

Kit Fee: \$35

Description: This stunning pendant will take your breath away. Woven with Swarovski crystals and pearls and Japanese seed beads, create an eye-catching pendant/medallion. Students have a good chance of completing it in class.

Prerequisites: Basic beading stitches and familiarity working with small seed beads required.

Kit includes: Seed beads, Swarovski crystals, glass or crystal pearls. Please Bring To Class: Size 12 beading needles, thread of your choice (I prefer FireLine 8 lb. test), beading surface.

Class Number: 28-18

1 to 4pm

www.etsy.com/people/Nikia



Make Me Happy Pen

Sunday, April 28, 2013

Instructor: Patty Moore

Adv. Beginner

Polymer Clay

Class Fee: \$40


Kit Fee: \$30

Description: Come and enjoy working with polymer clay and learn some advanced beginner caning. These pens are high quality and refillable. Your clay work will make your pen a unique work of art that is pleasing to use or great for giving.

Prerequisites: It would be helpful to take the Enchanted Dangles Class first, or at least have some experience with polymer clay caning - but I am happy to work with you wherever you are in this journey. Kit includes: Tissue blade, pen bodies, pin, clay, USE of pasta machines, food processor, toaster oven, and other materials/tools to make beautiful pens. Please Bring To Class: A roller (if you do not have one, I will have some available for purchase) and your wonderful self ready to relax and explore.

Class Number: 28-19

1 to 4pm



Chainmaille Jewelry 2

Sunday, April 28, 2013

Instructor: Rex Brown

All

Chain Maille

Class Fee: \$50

Kit Fee: \$15

Description: Even if you've never opened a jump ring before, you can learn one to four chainmail weaves in this fun and informative class. The weaves are all different than the first class but just as easy to learn. The class kit contains a case for your rings, two pairs of pliers, and an instruction book containing the weaves we will demonstrate in class. Come and see how the art of chainmail jewelry is more versatile, fun and colorful than ever before!

Kit includes: Case, pliers, rings, instruction book.

Class Number: 28-20

1 to 4pm

www.polyspleasures.com

Visit the RMBS website at: www.RockyBeads.org

Sunday - Bead Bazaar Classes



Wire Wrapped Pendant

Sunday, April 28, 2013

Instructor: Zelda Bailey

All Wire

Class Fee: \$40

Kit Fee: \$40

Description: Make a pendant by framing a fused glass cabochon in gold or silver wire. Master wire-wrapping basics and develop your own unique style. Wear your creation the same day!

Kit includes: Illustrated instruction book, sterling silver or 14k gold-filled wire (your choice), glass cabochon, polishing cloth, sharpie marker, work mat, ruler. Items provided for use in class: wire working tools, masking tape, and scissors. Please Bring To Class: You may bring, but not required: wire working tools; working light with extension cord; magnifying glasses, if needed; pen for note-taking.

Class Number: 28-21

1 to 4pm

Beading 101 & Door Prizes!

Beading 101 - Only \$5

Make a piece to wear home today!

This is an informational, informal, and FUN "Make and Take" experience. Join experienced Rocky Mountain Bead Society Members for hands-on instructions and demonstrations. Receive instruction needed to complete your project today.

Select from a variety of Beading Kits, priced at \$5.00 for a basic single strand bracelet and earring set. *Your kit will include **FREE** handouts and bead magazines - while supplies last!*

Techniques offered:

- Basic stringing of a bracelet with beads (glass, gem & other) spacer beads, beading wire, crimps, and clasp.
- Basic wire wrapping of a head pin to make a dangling earring.

Find us at Booth 343.

Drop-In!

Booth 343

Sat. & Sun.
All Day

Thank You!

RMBS would like to extend our appreciation to the following companies that have so graciously donated items to be used by Beading 101!

**Bead Stuff • Kalmbach Publishing
Soft Flex Company • TierraCast • Via Murano**

Hourly Door Prizes!

Register to win valuable Door Prizes by the front entrance!

Door Prizes are announced hourly on the speaker system, listen for your name to claim your prize!

RMBS would like to thank our vendors for graciously donating items for the door prizes including beads, cabochons, tools, finished pieces, books and much more!

RMBS

Rocky Mountain Bead Society

Rocky Mountain Bead Society

Join RMBS Today!

Annual Memberships Start at Only \$25!

Meetings are usually held the third Thursday of the month, check www.RockyBeads.org for details.

Business meetings include refreshments and are followed by programs and/or demonstrations.

Become a Member Online!
www.RockyBeads.org



Please see the RMBS web site,
www.RockyBeads.org
for meeting dates and locations

- Monthly meetings featuring lectures, demonstrations, door prizes, and networking opportunities.
- Discounts with RMBS Business Members as well as a 20% discount at the RMBS book table.
- Lending privileges to our large bead society library.
- RMBS-sponsored classes and workshops by local and visiting artists and collectors.
- Members share and show their work at meetings and special events.
- RMBS Newsletter with show updates; news of author and expert lectures; classified ads; display ads; interviews with researchers, artists, and collectors; museum programs; and sources for bead buying.

20% Off
RMBS Book Table Purchases

Discounts are provided by
some RMBS Business Members

Visit the RMBS website at: www.RockyBeads.org

Instructor Listing



Instructor: Christine Marie Davis

Bio: Christine comes from a long line of junk dealers and loves to find and work with vintage metal such as old buttons, hardware, and knitting needles. She happened onto smashing buttons one cold dark winter day when she was in a bit of a bad mood. She has found that smashing is great therapy and quite fun as well. Her work was recently featured in Lapidary Journal's Jewelry Artist Magazine.

Class Title(s):

Smashed Button Charm Bracelet

Class Number(s)

28-12



Instructor: Dale "Cougar" Armstrong

Bio: Dale "Cougar" Armstrong is a rock hound, lapidary, and a full-time wire jewelry artist, instructor and author, with more than 40 years of combined experience. Author of numerous instructional DVDs, magazine and Internet articles and the bestselling book, "Wirework", Dale teaches around the world. She is a member of the Beadalon Design Team, a Euro Tool representative and works as an instructor and

live presenter for Jewelry Television.

Class Title(s):

Strings of Bubbles Bracelet

Victorian Swirl Cabochon Pendant

Twining Vines Shawl/Scarf Pin

Triple Stone Ring

Class Number(s)

27-3

27-13

28-4

28-13



Instructor: Diane Sepanski

Bio: Diane Sepanski is a mixed medium artist with a focus on lampworking and metal clay. Diane enjoys lampworking glass and loves to find a different twist that makes her work unique. Diane's concept line of jewelry "Mélange" is a mixture of the mediums she loves to create with. Diane makes every piece by hand creating one of a kind lamp worked glass head pins and disks with handmade textures and

textures found in nature. This line has taken Diane into many different arenas. She now has a full line of components and tutorials for every accessory so artists alike can find their creative muse. The line continues to expand with new textures, new glass combinations and new components to keep her work fresh and distinctive. For more info check out the web site www.DianeSepanski.com.

Class Title(s):

Viva Mélange

Class Number(s)

27-4



Instructor: Heidi Kumkli

Bio: Heidi has been beading since the early 80's learning from books and trial and error. Loom work and bead embroidery are her specialties but new techniques are always developing. Heidi wrote her first book co-authored with Sherry Serafini in 2007.

Class Title(s):

Lil Hoot Earrings

Wolf Eyes Pendant

Class Number(s)

27-5

28-5

Instructor Listing



Instructor: Janet Dalton

Bio: Janet has spent a lot years as an artist in “greeting card land”. She loves to experiment with many different techniques like embroidery, beading, weaving, knitting and polymer clay. Teaching about these techniques is a wonderful way to share what she has discovered about designing with beads, fibers and clay.

Class Title(s):

French Beaded Flowers
Polymer Clay Mokume Gane
Add Dimension to your Bead Embroidery

Class Number(s)

27-6
27-14
28-6



Instructor: Janet Skeen

Bio: Janet Kay has been teaching bead work for the past 12 years, taught nationally and is known for her freeform designs. She has been published in Beadwork magazine and various beading instruction books and galleries. Her passion is color.

Class Title(s):

Two Needle Peyote Start
Bead Embroidery Process Wall Hanging

Class Number(s)

26-1
28-11



Instructor: J-ME Lynn

Bio: J-ME has been beading since she was 11 years old. she started teaching seed beading at 14 years old. She loves the texture of many varieties of beading.

Class Title(s):

Dangly Button Bracelet

Class Number(s)

28-3



Instructor: Karen Laman

Bio: Karen has been has been beading for roughly 15 years, and teaching for the past 5-6 years. She has taught classes at the last 3 (maybe 4) bead bazaars. She teaches several times per month at the Bead Haven in Arvada. Her first love is bead embroidery, but she also really enjoys creating new and interesting bead weaving pieces, using “surprise” stitches. It’s that “getting from point A to point B in a way that can make sense” that intrigues her. She LOVES color, especially unexpected combinations and she thinks that’s a prerequisite for bead weavers. First and foremost.....TOTALLY ADDICTED TO SEED BEADS!!!

Class Title(s):

Groovy Windows Pendant
Crystals and Lace Bracelet

Class Number(s)

27-7
28-1



Instructor: Kate Dowd

Bio: Kate has been beading for 6 years, and teaching for 4. She works primarily in seed beads: embroidery, weaving, tapestry, and is proficient in most stitching techniques. She has a fine arts background (painting). She has worked and taught in bead shops in Denver and Orlando. Kate is a member of Rocky Mountain Bead Society, and on the board of the Bead Society of Central Florida.


Instructor Listing

Class Title(s):

Summer Spiral Bracelet
Bead Embroidered Summer or Fall Button

Class Number(s)

27-15
28-14

**Instructor: Kelly Wiese**

Bio: Kelly has been teaching bead weaving nationally for approximately 15 years. Her second bead weaving book will be out in 2013, her first "Beaded Allure" came out in 2010. She loves working with size 15 seed beads and crystals and really enjoys passing on her knowledge of bead weaving to her students.

Class Title(s):

Crystalline Bracelet
All Geared Up Pendant

Class Number(s)

27-16
28-15

**Instructor: Leah Ready**

Bio: Leah is an award-winning artist who has been creating bead jewelry and teaching beading for over twenty-five years.

Class Title(s):

Solamente Uno (bracelet)
Tila Rose

Class Number(s)

27-1
28-7

**Instructor: Lynda O'Mara**

Bio: Lynda has been beading for many years and once she learned to make leather wrap bracelets, she has loved making them and teaching others how to make them. Her jewelry has also been displayed at various juried craft shows in the area.

Class Title(s):

Leather Wrap Bracelet

Class Number(s)

28-16

**Instructor: Melody MacDuffee**

Bio: Melody MacDuffee has been designing and teaching jewelry-making for over thirty years. Originally a crocheter, she now works with fine-gauge wires to create light-weight, lacy pieces reflecting that early aesthetic. Her publications include dozens of feature articles and four books, including "Lacy Wire Jewelry", published in 2010 by Kalmbach Publishing.

Class Title(s):

Curlicue Lace Earrings
Bezeling Nature
Beaded Filigree Earrings
Lacy Wire Bezel

Class Number(s)

27-8
27-17
28-8
28-17

**Instructor: Michael Eddy**

Bio: Mike Eddy has four years experience with Viking Knit wire work, with a focus on teaching techniques (basic to advanced), tension and consistency, along with wire management skills. He is co-author of the "Lazee Daizee Guide to Viking Knit".

Instructor Listing

Class Title(s):
Viking Knit Basics

Class Number(s)
27-9



Instructor: Nikia Angel

Bio: Nikia has been beading for more years than she'd like to count! Teaching since 1989 and on a national level since 2002, Nikia travels 8 months of the year to bead shows (B&B, Bead Fest, Rocky Mountain Bead Bazaar, BABE) and bead stores across the country sharing the joy and teaching her innovative designs. She is the author of the new book "Easy Crystal Stitching Sophisticated Jewelry" and owner of the popular kit website, BuytheKit.com (under renovation) She has branched out selling vintage glass stones and crystal on Etsy. <http://www.etsy.com/shop/Nikia>. She spends her days in beautiful Albuquerque, NM, beading new designs and getting ready for the next show.

Class Title(s):	Class Number(s)
Crystal Clay Cabochon Cuff	27-10
Crystal Pagoda Pendant	27-18
Pearl Bridges Bracelet	28-9
Crystal Nova Pendant	28-18



Instructor: Patty Moore

Bio: Patty's been making all kinds of crafts forever. She believes the magic of arts/crafts bringing a wholeness and joy into life. She's been teaching crafts at a home school co-op for over 14 years and is working on an Art Therapy Degree , and enjoying polymer for over 10 years.

Class Title(s):	Class Number(s)
Enchanting Dangles	27-19
Make Me Happy Pen	28-19



Instructor: Phyllis Kaplan

Bio: Phyllis works with sterling silver & gold filled wire to create intricate wirework, jewelry and sculpture. She uses pliers, mandrels & wire to create jewelry. Her work is all cold worked to form & shape the various parts. She combines wire work with glass & metal beads, semi-precious beads, natural materials (shells, wood, glass) & lamp worked glass beads. Teaching: Michaels Arts & Crafts, Glenview, IL, Sept 2011--present; Science & Arts Academy, Des Plaines, IL, 2011; Bead in Hand, Jan 2007--present; RMBS Bead Bazaar, 2010; RMBS Sampler, June 2010; Lonetree Bead Group 2009, Studio Beads, Sept 2008-present; Superfine Studio, 2007-08; Northwestern University, 2006-07. Some of her work can be seen at <http://www.picturetrail.com/sfx/album/view/13370856>.

Class Title(s):	Class Number(s)
Beginning Wire Work Part 1	27-11
Beginning Wire Work Part 2	27-20

Instructor Listing

**Instructor: Rex Brown**

Bio: Rex and Gena Brown have been making and selling their distinctive, colorful chainmail jewelry since 2006. Their work is on sale in 30 stores and museums across the country. They love sharing this time-honored craft with others while teaching them how to make their own unique jewelry.

Class Title(s):

Chainmail Jewelry 1
Chainmail Jewelry 2

Class Number(s)

27-21
28-20

**Instructor: Sonja Colt**

Bio: Sonja has taught at Bead Renaissance Atlanta and Denver and the RMBS Bead Bazaar. Several Herringbone projects and her greeting cards for Beaders have appeared in "Beadwork" magazine. She is a hands on teacher, giving individual attention to help you get the "Aha, Light Bulb Moment!"

Class Title(s):

Herringbone Intro - It's Not Scary!
Wrapped Loops - They're a Must! Get It Perfect!
Twisted Ribbon Herringbone

Class Number(s)

26-2
26-3
27-22

**Instructor: Stephanie Eddy**


Bio: Stephanie Eddy, a jewelry designer for 40-plus years, is involved in all aspects of bead and jewelry design, from teaching at trade shows, bead stores and bead societies across the U.S. to creating designer quality jewelry kits and tools. She is creator of the patented Lazee Daizee Viking Knit all-in-one tool and co-author and publisher of "The Lazee Daizee Guide to Viking Knit."

Class Title(s):

Viking Knit 1,2,3
Compound Scroll Cuff

Class Number(s)

27-23
28-2

**Instructor: Susanne Aikman**


Bio: Susanne is the author of "A Primer: the Art of Native American Beadwork" and "Beadwork Book." She is certified as a Colorado Master Traditional Beadworker by the State Folklorist in 1983. She learned traditional technique from tribal elders.

Class Title(s):

Traditional American Indian Applique Beadwork and Bead Painting
Traditional American Indian Loom Beadwork

Class Number(s)

27-12
28-10

**Instructor: Yvonne Kuennen**

Bio: Yvonne Kuennen is certified to teach Precious Metal Clay through Rio Grande and PMConnections. She has taught workshops to people of all ages and skills. She currently teaches at Snowy Peaks High School and through the Summit County Arts Council. Her workshops are fun, informative and cover a lot of bases.

Instructor Listing

Class Title(s):

Precious Metal Clay pendant with dichroic glass

Class Number(s)

27-2

**Instructor: Zelda Bailey**

Bio: Zelda Bailey designs one-of-a-kind beaded and wire jewelry, mingling metal, stone, and glass in simple yet bold combinations. She has taught wire-wrapping techniques at the Bead Bazaar and Bead It! bead shop for several years.

Class Title(s):

Create a Wire Wrapped Pendant

Class Number(s)

28-21

PMC Certification Classes

**Society is hosting PMC Certification classes taught by Terry Kovalcik
Rio Grande**

Class Title(s):

PMC Certification - Day 1
PMC Certification - Day 2
PMC Certification - Day 3

Class Day(s)

Friday, April 26, 2013
Saturday, April 27, 2013
Sunday, April 28, 2013



A Berkshire Hathaway Company



In conjunction with the Bead Bazaar, the Rocky Mountain Bead Society is hosting PMC Certification classes taught by Terry Kovalcik. Since receiving his PMC Certification in 2000, Terry has been actively teaching classes, demonstrations and workshops. His work has been recognized numerous times among the PMC community and was featured in CeCe Wire's book *Creative Metal Clay Jewelry: Techniques, Projects, Inspiration*. Terry has been a professional illustrator for more than 25 years.

This is a three day class, and registration will be handled by Rio Rewards.

Contact information:

Rio Grande

Attention: Nate Perea

7500 Bluewater Road NW, Albuquerque, NM 87121-1962

www.riorewards.com • Email: nperea@riogrande.com

Phone: 505-839-3010 / 800-870-0111 ext. 2 • Fax: 505-839-3520



Visit the RMBS website at: www.RockyBeads.org

Create it with *Color*



Free Project Idea by
Sara Oehler

Create it with Soft Flex® Beading Wire.

Made in the USA 



www.SoftFlexCompany.com

Toll Free Phone (866) 925-FLEX (3539)

Soft Flex® Glass Art & Bead Festivals ~ Honolulu, Hawaii: September 27-29, 2013

GALLERY IN SONOMA, CA - OPEN TO THE PUBLIC EVERY WEDNESDAY - SEE WEBSITE FOR MORE DETAILS